



Warning: this presentation includes materials from the European Data Portal's Open Data Maturity Report 2018, that is embargoed until November 19<sup>th</sup> 2018 at 8:30 am CET.

Please do not distribute until then.



EUROPEAN  
DATA PORTAL

# New horizons for Open Data driven transformation

Ireland Open Data Conference, Dublin, 19 November 2018

Gianfranco Cecconi

@EU\_DataPortal



<https://www.europeandataportal.eu>

The screenshot shows the European Data Portal website. At the top, there is a navigation bar with links for Newsletter, FAQ, Search, Contact, Cookies, Legal notice, and Login. A language dropdown menu is set to English (en). The main header features the European Data Portal logo and a search bar with the text "Search site content...". Below the header is a blue navigation bar with a home icon and menu items: "What we do", "Data", "Providing Data", "Using Data", and "Resources". The main content area is divided into two columns. The left column has a "Search Datasets" section with a search input field labeled "Enter keywords...", a "Search Q" button, and a "SPARQL Search" button. The right column features a large map of Europe with various national flags. Below the map, there are two sections: "Browse Datasets by Categories" and "Latest News".

**EUROPEAN DATA PORTAL**

Newsletter | FAQ | Search | Contact | Cookies | Legal notice | Login | English (en)

Search site content... Q

European Data Portal

Home | What we do | Data | Providing Data | Using Data | Resources

### Search Datasets

Enter keywords... Search Q


SPARQL Search

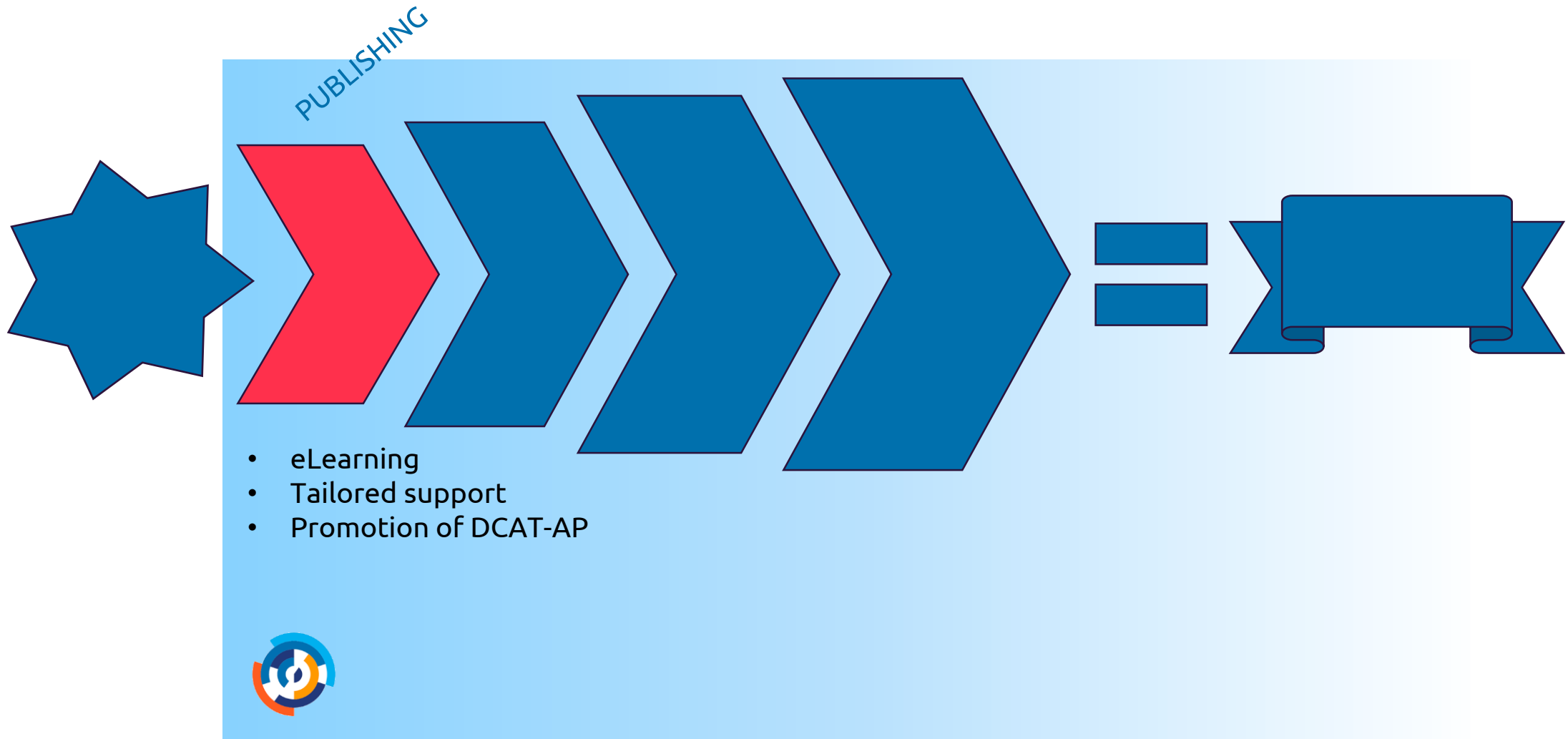
#### Browse Datasets by Categories


- Agriculture, Fisheries, Forestry & Foods
- Energy
- Regions & Cities
- Transport
- Economy & Finance
- International Issues
- Government & Public Sector
- Justice, Legal System & Public Safety
- Environment
- Education, Culture & Heritage
- Health & Well-being

#### Latest News

- News from the Open Data Portals of the EU member states (18/09/2018)
- Google is focusing on accessibility of Open Data (17/09/2018)
- DAMA - Spotlight on a Data Community (14/09/2018)







- The portal itself!




# Welcome, Google. Seriously.

Welcome to the most exciting and important data marketplace since the Big Data revolution started 25 years ago.

And congratulations on your first search and discovery service dedicated to Open Data.

Putting the right open dataset in the hands of the individual is already improving the way people work, think, learn, communicate and engage with government and civil society.

Data literacy is fast becoming as fundamental a skill as reading or




- Tailored support









USE AND RE-USE



- Public engagement
- Literacy development
- News, social media
- eLearning
- Tailored support





European Data Portal, "Open Data Maturity in Europe 2018" report, 2018,  
[https://www.europeandataportal.eu/sites/default/files/edp\\_landscaping\\_insight\\_report\\_n4\\_2018.pdf](https://www.europeandataportal.eu/sites/default/files/edp_landscaping_insight_report_n4_2018.pdf)

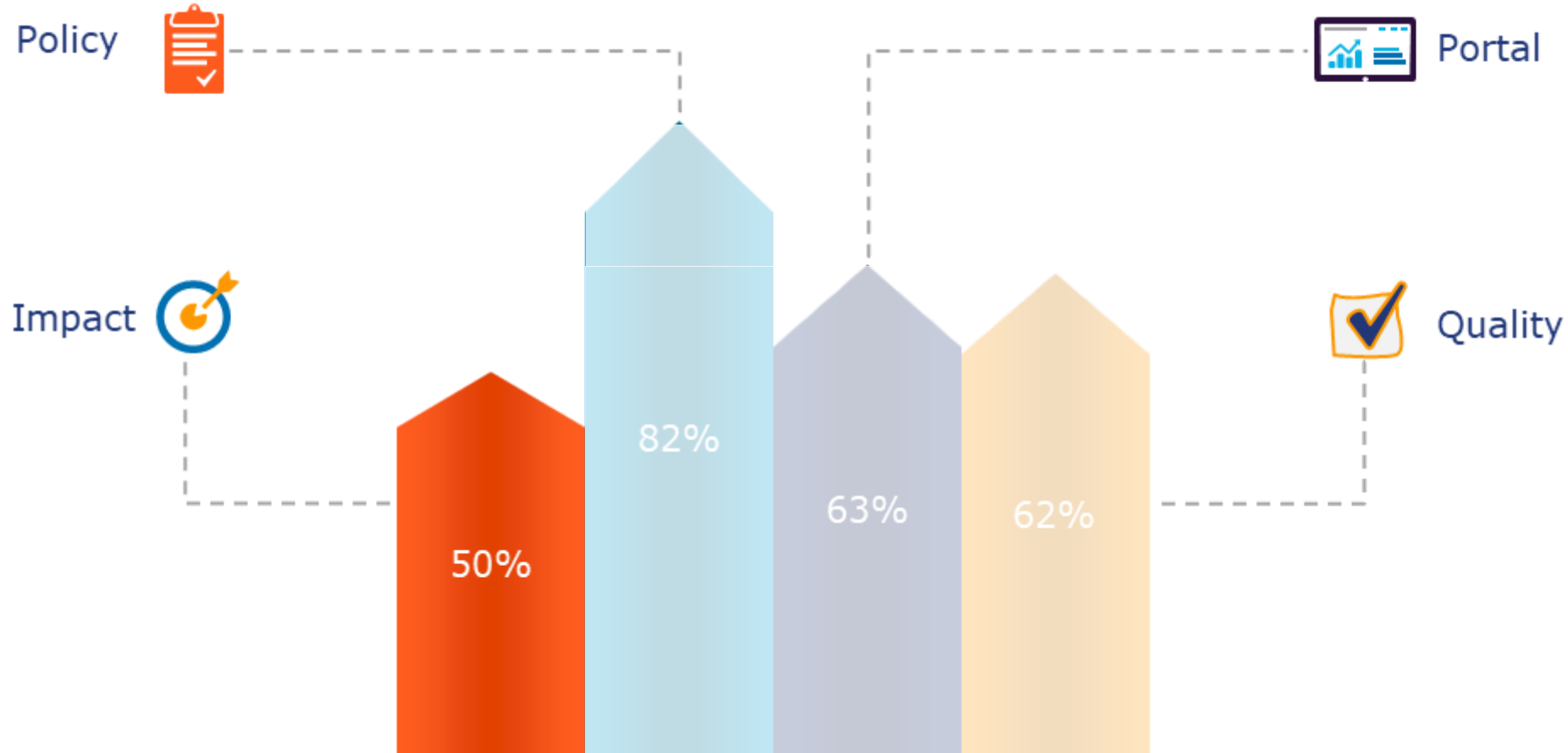


IMPACT




# Open Data Maturity report 2018

## Overall average maturity scores



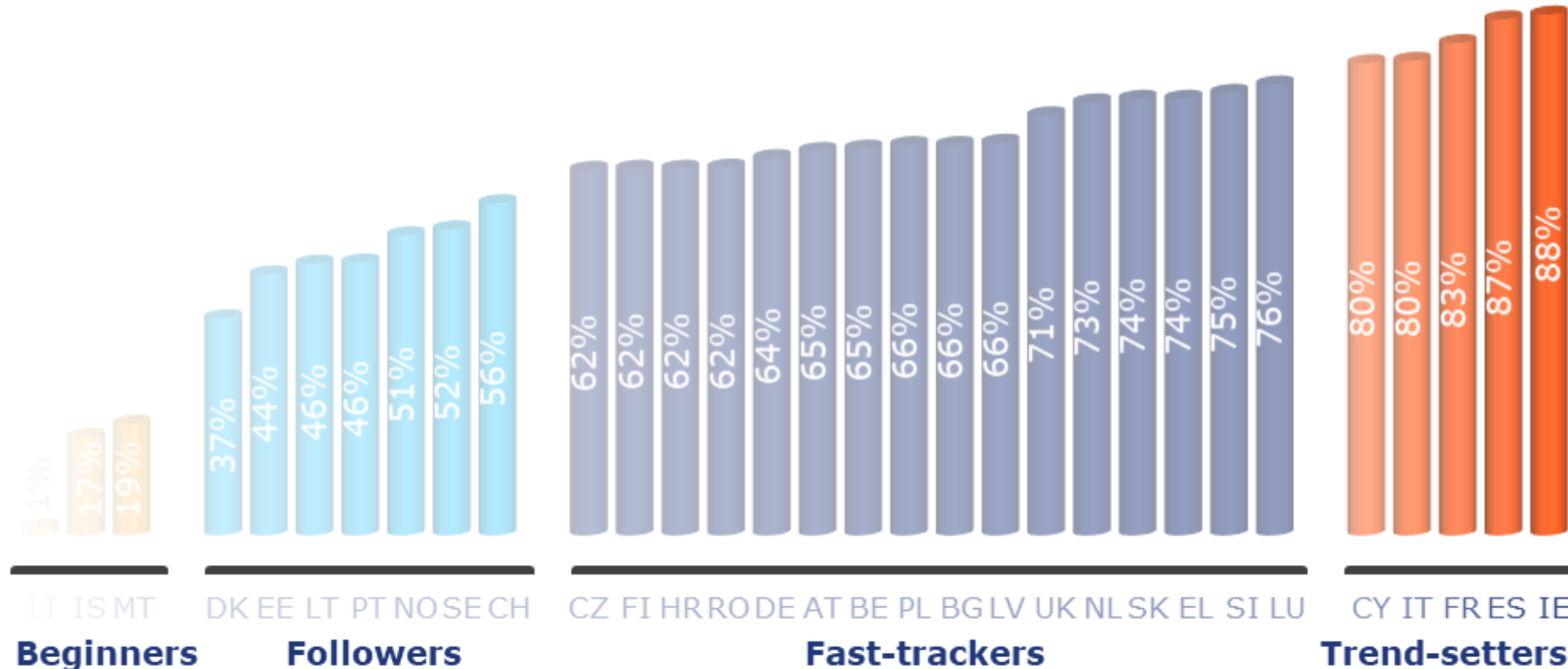
European Data Portal, "Open Data Maturity in Europe 2018" report, 2018  
[https://www.europeandataportal.eu/sites/default/files/edp\\_landscaping\\_insight\\_report\\_n4\\_2018.pdf](https://www.europeandataportal.eu/sites/default/files/edp_landscaping_insight_report_n4_2018.pdf)






# Open Data Maturity report 2018

## Member States performance and clusters



European Data Portal, "Open Data Maturity in Europe 2018" report, 2018  
[https://www.europeandataportal.eu/sites/default/files/edp\\_landscaping\\_insight\\_report\\_n4\\_2018.pdf](https://www.europeandataportal.eu/sites/default/files/edp_landscaping_insight_report_n4_2018.pdf)





# IRELAND


## State-of-Play on Open Data - 2018



DIMENSION	INDICATOR	EU28 SCORES	COUNTRY SCORES*
<b>Policy</b> 	<b>Overall score</b>	82%	91%
	Policy framework	81%	94%
	Coordination at national level	80%	89%
	Licencing norms	88%	93%
<b>Impact</b> 	<b>Overall score</b>	50%	96%
	Strategic awareness	62%	88%
	Political	55%	100%
	Social	43%	100%
	Environmental	48%	100%
	Economic	31%	100%
<b>Portal</b> 	<b>Overall score</b>	63%	81%
	Portal features	64%	80%
	Portal usage	76%	83%
	Data provision	64%	88%
	Portal sustainability	49%	71%
<b>Quality</b> 	<b>Overall score</b>	62%	82%
	Automation	61%	80%
	Data and metadata currency	54%	71%
	DCAT-AP compliance	71%	93%

\* Weighted averages

European Data Portal, "Open Data Maturity in Europe 2018" report, 2018  
[https://www.europeandataportal.eu/sites/default/files/edp\\_landscaping\\_insight\\_report\\_n4\\_2018.pdf](https://www.europeandataportal.eu/sites/default/files/edp_landscaping_insight_report_n4_2018.pdf)



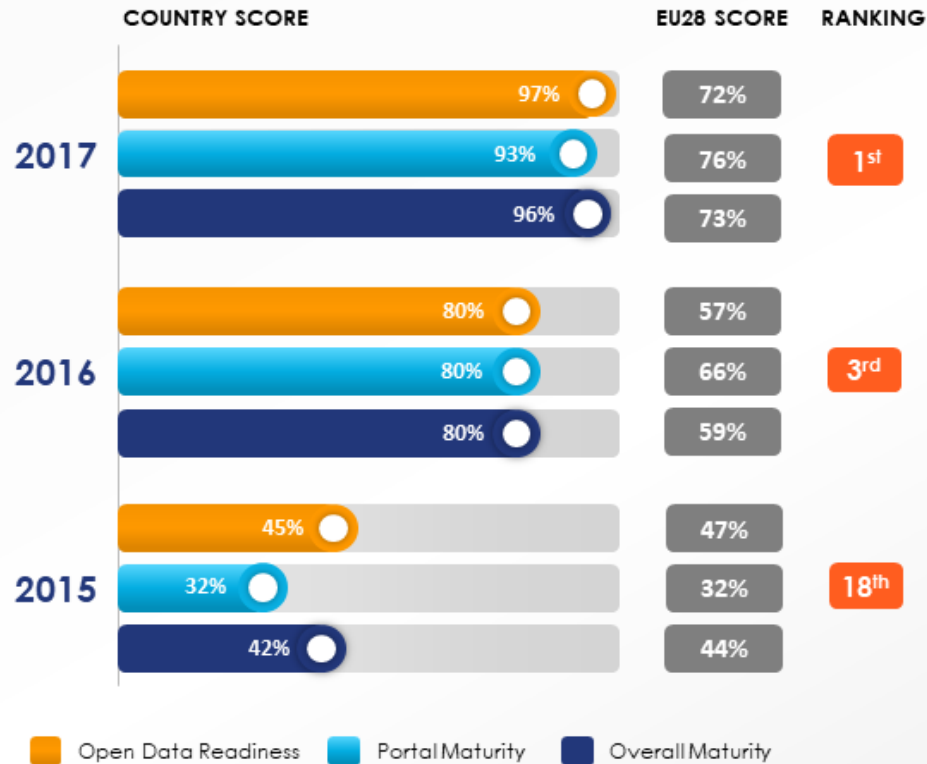


# IRELAND

## State-of-Play on Open Data - 2018

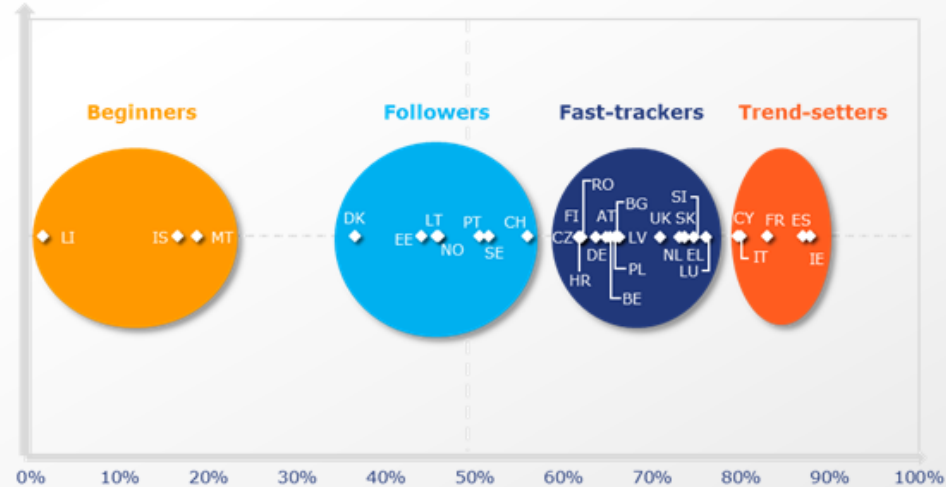


### MATURITY PROGRESS 2015-2017



### MATURITY LEVEL 2018


CLUSTER: TREND-SETTER



Legend: ■ Overall Maturity ■ EU28 Average

European Data Portal, "Open Data Maturity in Europe 2018" report, 2018

[https://www.europeandataportal.eu/sites/default/files/edp\\_landscaping\\_insight\\_report\\_n4\\_2018.pdf](https://www.europeandataportal.eu/sites/default/files/edp_landscaping_insight_report_n4_2018.pdf)




# Open Data Maturity report 2018

## How we measured impact

Indicator	Key elements
<b>Strategic awareness</b>	<ul style="list-style-type: none"> <li>An approach and methodology are in place to ensure sustained monitoring and measurement of Open Data reuse and impact</li> </ul>
<b>Political</b>	<ul style="list-style-type: none"> <li>Various reuse examples can be provided and reuse in the field is systematically monitored</li> </ul>
<b>Social</b>	<ul style="list-style-type: none"> <li>Various reuse examples can be provided and reuse in the field is systematically monitored</li> </ul>
<b>Environmental</b>	<ul style="list-style-type: none"> <li>Various reuse examples can be provided and reuse in the field is systematically monitored</li> </ul>
<b>Economic</b>	<ul style="list-style-type: none"> <li>Various studies that focus on the impact at micro and macro-levels, as well as the sectoral impact of Open Data are conducted in the country</li> </ul>

European Data Portal, "Open Data Maturity in Europe 2018" report, 2018  
[https://www.europeandataportal.eu/sites/default/files/edp\\_landscaping\\_insight\\_report\\_n4\\_2018.pdf](https://www.europeandataportal.eu/sites/default/files/edp_landscaping_insight_report_n4_2018.pdf)








# New horizons

## What's next for the trend-setters?

- 1** • **Enhance and consolidate your Open Data ecosystem. Enable the development of 'thematic data ecosystems'** around high-value data or high-priority domains.
- 2** • **Steer the network of Open Data stewards towards activities to enable data-driven policy-making.** Decentralise monitoring activities to the network of Open Data stewards within your country.
- 3** • **Define a strategy to ensure the portal's sustainability.** Experiment with alternative funding models.
- 4** • **Engage universities and research institutions to develop country-specific metrics to measure impact.** Define and understand clearly the 'impact' to be measured, in a way that is relevant to the area being measured. Do not be afraid to try and fail.

European Data Portal, "Open Data Maturity in Europe 2018" report, 2018  
[https://www.europeandataportal.eu/sites/default/files/edp\\_landscaping\\_insight\\_report\\_n4\\_2018.pdf](https://www.europeandataportal.eu/sites/default/files/edp_landscaping_insight_report_n4_2018.pdf)





# New horizons

What's next for the trend-setters?

**5** • **Assess the economic impact of open data, at both micro and macro levels.** Showcasing the results and rally stronger political support.

**6** • **Enable the broader Open Data community to contribute more to the national Open Data programme.**

**7** • **Continue the work on improving quality of both metadata and data.**

**8** • **Link to a variety of sources of real-time data** and evaluate means of incentivising custodians of real-time data to enable publishing.

European Data Portal, "Open Data Maturity in Europe 2018" report, 2018  
[https://www.europeandataportal.eu/sites/default/files/edp\\_landscaping\\_insight\\_report\\_n4\\_2018.pdf](https://www.europeandataportal.eu/sites/default/files/edp_landscaping_insight_report_n4_2018.pdf)





# New horizons

What's next for the trend-setters?


9

• **Work with training institutions on providing advanced open data courses and training** and tailor training curriculum to involved more advanced elements.

10

• **Share your knowledge and results of your experimentation with other countries** and enable them to learn from your best practices and contribute to your research.

European Data Portal, "Open Data Maturity in Europe 2018" report, 2018  
[https://www.europeandataportal.eu/sites/default/files/edp\\_landscaping\\_insight\\_report\\_n4\\_2018.pdf](https://www.europeandataportal.eu/sites/default/files/edp_landscaping_insight_report_n4_2018.pdf)





Any questions?

Gianfranco Cecconi  
gianfranco.cecconi@capgemini.com  
@eu\_dataportal



People matter, results count.

This presentation contains information that may be privileged or confidential and is the property of the Capgemini Group.

Copyright © 2018 Capgemini. All rights reserved.



## About Capgemini

A global leader in consulting, technology services and digital transformation, Capgemini is at the forefront of innovation to address the entire breadth of clients' opportunities in the evolving world of cloud, digital and platforms. Building on its strong 50-year heritage and deep industry-specific expertise, Capgemini enables organizations to realize their business ambitions through an array of services from strategy to operations. Capgemini is driven by the conviction that the business value of technology comes from and through people. It is a multicultural company of 200,000 team members in over 40 countries. The Group reported 2017 global revenues of EUR 12.8 billion.

Learn more about us at

[www.capgemini.com](http://www.capgemini.com)

## About Capgemini

A global leader in consulting, technology services and digital transformation, Capgemini is at the forefront of innovation to address the entire breadth of clients' opportunities in the evolving world of cloud, digital and platforms. Building on its strong 50-year heritage and deep industry-specific expertise, Capgemini enables organizations to realize their business ambitions through an array of services from strategy to operations. Capgemini is driven by the conviction that the business value of technology comes from and through people. It is a multicultural company of 200,000 team members in over 40 countries. The Group reported 2017 global revenues of EUR 12.8 billion.

Learn more about us at

[www.capgemini.com](http://www.capgemini.com)



**People matter, results count.**

This presentation contains information that may be privileged or confidential and is the property of the Capgemini Group.  
Copyright © 2018 Capgemini. All rights reserved.

## Gianfranco Cecconi

Principal, Insight Driven Enterprise

Reykjavikplein 1

Utrecht

3543 KA

The Netherlands