



An
Phríomh-Oifig
Staidrimh

Central
Statistics
Office

Eoin McCuirc
Damien Roche
Lorenzo Bruni

National Open-Data Conference

PxStat

opening up Public Sector data

Main Features



- Open Source (GitHub)
- Responsive Design (Desktop, mobile, tablets)
- API Queries (M2M – Machine To Machine ready)
- Full Metadata search (Human search friendly)
- Modular Design (Flexible & scalable)
- Access Control (Business Areas Segregation)
- Version Control (History of Releases)
- Change Control (Comparison between Versions)
- Release Control (Embargo and Scheduling)
- Release Workflow (Approval and Publishing process)
- Data/Metadata Encryption (Embargo security)
- Memory Caching (High performance)
- JSON-Stat, PX, CSV, Maps (...and more!)



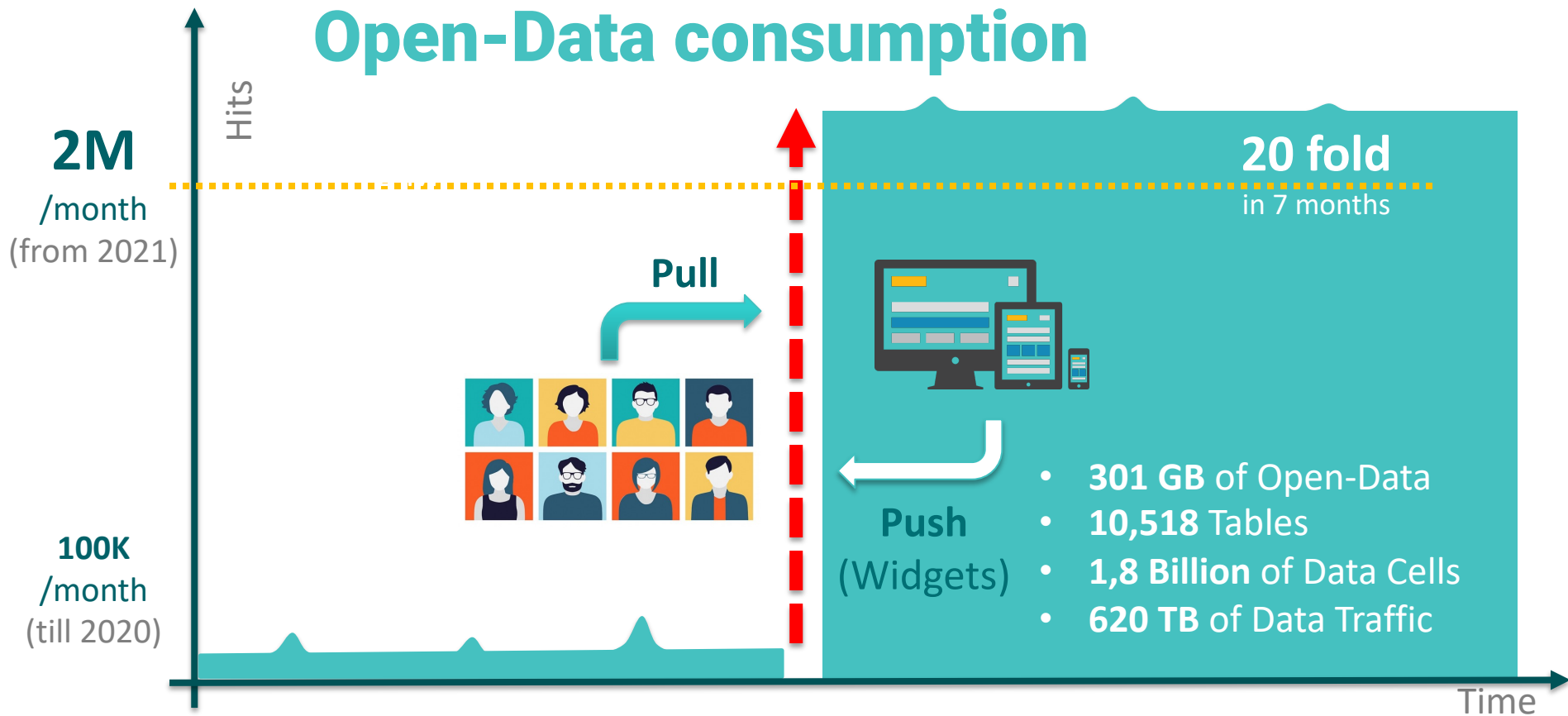
Open Data Directive – Golden Rules - PxStat



- Freely available data YES
- Open by design and by default YES
- High value datasets YES
- Persistent, quality data and metadata YES
- As open as possible, as closed as necessary YES
- Application programmable interfaces & bulk downloads YES
- FAIR principle (Findable, Accessible, Interoperable, Reusable) YES
- Timely update of data.gov.ie YES
- Protection of personal data YES



Open-Data consumption



“Consumability” of Open-Data

As Static (before)

- Tabular format
- No Single-Source
- No Responsivness
- No Shareable



...in 1 Year

Hits	Time spent	Mobile users
325	25 seconds	35%

As Widget (after)

- Visual format
- Single-Source
- Responsive
- Shareable



...in 1 Day

Hits	Time spent	Mobile users
12,200	3 minutes	70%



Enhancing news stories with PxStat

RTÉ

NEWS SPORT ENTERTAINMENT BUSINESS LIFESTYLE CULTURE PLAYER TV RADIO

NEWS ► BUSINESS ► Business of Climate Future of Work Brexit Watch and Listen Your Money Technology

Number of companies involved in rental market rising - CSO

Updated / Wednesday, 17 Nov 2021 15:31



The number of properties rented by companies has gone up from just under 17,000 in 2016 to just over 25,000 in 2020, new CSO figures show



By **Robert Shortt**
Economics Correspondent



RTÉ NEWS: Home International Business Culture Entertainment News Sport TV Radio Search

Number of companies involved in rental market rising - CSO

Updated / Wednesday, 17 Nov 2021 15:31



By **Robert Shortt**
Economics Correspondent

The age profile of individuals is getting older so the number of companies involved in the rental market is increasing.

More of the rent on a proportion of income is highest for tenants in Dublin and 75% of tenants nationwide are in employment.

These are amongst the findings in a report today on the rental sector from the Central Statistics Office.

The report includes data from several sources and is part of the CSO's 'Rental Sector' series of publications.

Today's report paints a picture where small landlords still dominate the rental sector and rental charges are climbing.

Between 2017 and 2019, the proportion of households headed by the age of 65 fell from 18% to just over 16%, as people under 65 left the house and moved into it.

At the same time, the number of rental properties owned by companies and associations has risen from just over 16,000 in 2016 to just over 25,000 in 2020.

For 40% of landlords, their primary source of income was not employment with the state and local authorities but from other sources such as business or investment.

The median gross rental income of landlords was €13,000 in 2019, rising to €13,500 in 2020.

However, 10.1% of landlords had net rental income, which is after expenses are taken off, of more than €10,000. 79.1% had net rental income of less than €5,000.

The rent burden, which is the percentage of disposable income spent on rent, was higher for tenants in Dublin, 35.8% of tenants in Dublin's North Inner City spent over 35% of their disposable income on rent in 2019, the CSO said.

It also said that 40% of the age cohort which spent the greatest proportion of their income on rent, those aged 65 to 74, spent over 30% more than 20% of their income on rent.

CSO's report also noted that 10% of tenants had a net income of less than €5,000 a year.

It also found that 15% of rental properties were built between 2001 and 2010. Just over 30% of rental properties were apartments in 2019.

The report also has extensive information on the 40% of tenants who are in employment. It looks at the proportion of tenants who are in employment or are self-employed. It also looks at the proportion of tenants who are in employment or are self-employed.

The CSO also noted that 40% of the age cohort which spent the greatest proportion of their income on rent, those aged 65 to 74, spent over 30% more than 20% of their income on rent.

It also found that 15% of rental properties were built between 2001 and 2010. Just over 30% of rental properties were apartments in 2019.



It also found that 40% of the age cohort which spent the greatest proportion of their income on rent, those aged 65 to 74, spent over 30% more than 20% of their income on rent.

The report also has extensive information on the 40% of tenants who are in employment. It looks at the proportion of tenants who are in employment or are self-employed. It also looks at the proportion of tenants who are in employment or are self-employed.

Static Content

Creating a Map as a Widget

Navigation: Data | Dashboard | Releases | Analytics | Build | Manage | Keywords | System

Home / Housing & Households / The Rental Sector in Ireland 2021 / TR522 - Rent as Percentage of Disposable Income and Percentage of Tenants who Pay 30% or More of Their Disposable Income on Rent

Search for Data

TS522 Rent as Percentage of Disposable Income and Percentage of Tenants who Pay 30% or More of Their Disposable Income on Rent

Local Electoral Area: [Dropdown] | Rental Year: 2019

Map | Chart | Table

Map

Local Electoral Area: [Dropdown]

Statistic: Percentage of Tenants who Pay 30% or More of Their Disposable Income on Rent

Rental Year: 2019

Download

Widget

Auto-update: ☒ True

Copyright: ☒ True

Link: ☒ True

Title: ☒ True

[Include borders]: ☒ True

Custom JSON

Snippet code

```
1 <script src="https://cdn.jsdelivr.net/gh/COSIreland/PkWidget@1.2.0/isoogram.min.js"></script>
2 <script pkwidget.container="map", "pkwidget12110561", ("autoupdate":true,"mapDimension":"C0307708
3 </script> pkwidget12110561" </script> pkwidget"></script>
```

Copy to Clipboard | Download

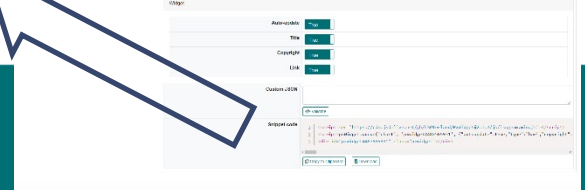
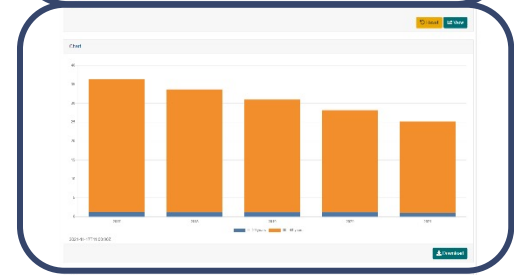
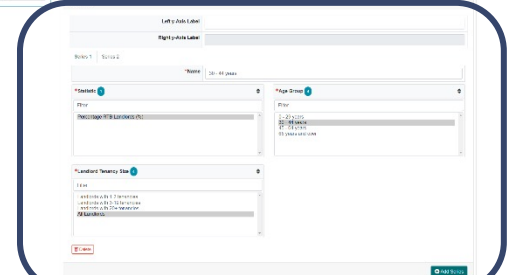
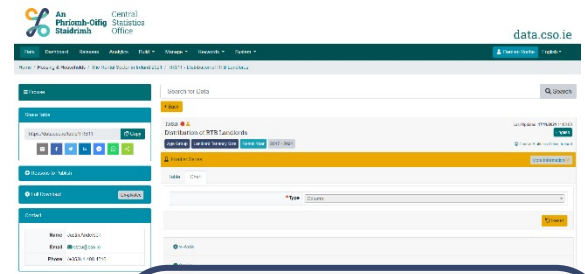
Table Chart Map

Map

Local Electoral Area



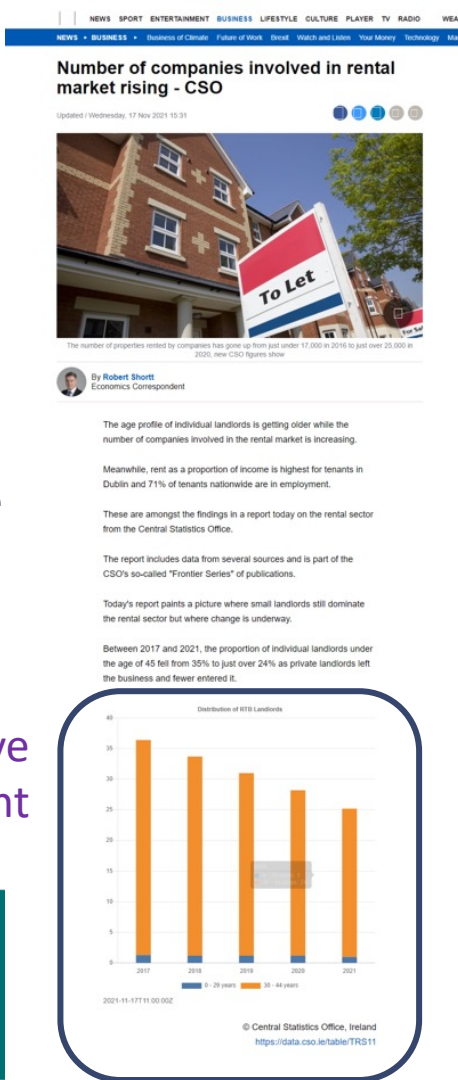
Creating a Chart as a Widget



Let the user engage with Open-Data

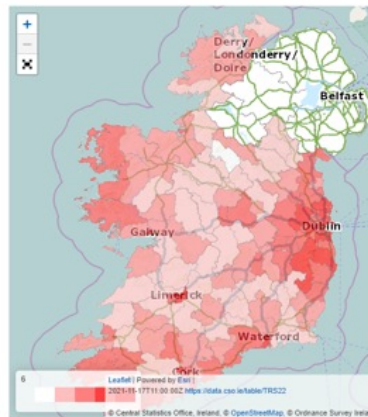
<https://data.cso.ie/table/TRS11>

Interactive Content



The rent burden, which is the percentage of disposable income spent on rent, was highest for tenants in Dublin. 40.4% of tenants in Dublin's North Inner City spent over 35% of their disposable income on rent in 2019, the CSO said.

Rent as Percentage of Disposable Income and Percentage of Tenants who Pay 30% or More of Their Disposable Income on Rent



Tenants over the age of 65 are in the age cohort which spend the greatest proportion of their incomes on rents. Almost half, or 49.4% of the over-65's spend more than 35% of their income on rent.

Today's report also noted that 36% of tenants had gross income of less than €20,000 a year.

[Download CSV](#)

Interactive Content

csso.ie



An
Phríomh-Oifig
Staidrimh

Central
Statistics
Office

Q&A

Who's on PxStat already?



Automatic Index on



DATA.GOV.IE

- Central Statistics Office
- Central Bank
- Dep. Of Agriculture, Food and Marine
- Dep. Of Children, Equality, Disability, Integration, Youth
- Dep. Of Education and Skills
- Dep. Of Health
- Dep. Of Housing, Planning, Community, Local Gov.
- Environmental Protection Agency
- Health research Board
- IMDO Shipping Statistics
- Residential Tenancy Board
- Revenue Commissioners Tax & Custom stats
- Road Safety Authority
- Sustainable Energy Authority
- Transport Infrastructure